

# WEBSTATION

Feels good does more



P R O D U C T I O N | O N A I R C O N S O L E

Six dual inputs  
Built in auto Silence detector  
Three USB stereo in/out channels  
USB control section included  
Two band EQ  
Drop Through design

Ideal for Production, Voice tracking and On-AIR  
CRM and Phone outputs  
Bidirectional Cue communication buss  
Built in VOIP functionality  
Cleanfeed output for external Hybrids  
Internal NON STOP switching



# WEBSTATION

*It's made for you...*

**W**ith the Webstation you can now own a modern broadcast mixer for a very attractive price. This new and hand built piece of precision equipment is built around proven low noise circuitry.

It is an intelligent mixer with an internal USB control section that comfortably enhances daily use and has a built in silence detector. It is a beautiful piece of equipment for the self-op production D.J. There is built in Telephone VOIP functionality, 3 in/out channels of stereo USB and 2 very low noise Mic inputs. The WEBSTATION is ideal for ON-AIR, Production work, Podcast and perfect for streaming to the web.

The WEBSTATION accepts and instantly controls a maximum of 3 in/out stereo channels from your Play-out software. It is built into a heavy duty RF shielded chassis, designed with elegantly rounded corners. Easily "drops" into your furniture to give that exciting and contemporary radio look. Built with a strong and powder coated front panel for durability and it is the result of more than 50 years of experience at D&R. It will be your personal radio control center.

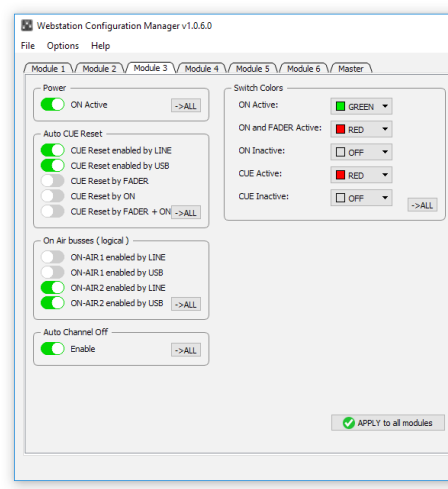
## MIC, LINE, USB and INTERNAL VOIP

The WEBSTATION mixer has 2 balanced, phantom powered mic inputs with inserts for external voice processors. Six stereo line inputs, 3x USB channels and 1x Telephone VOIP channel. If you want to connect to an analog phone line a Cleanfeed output is provided for to connect to an external Hybrid. Only one physical USB connection transfers 3 stereo audio channels plus your VoIP signal from and to your PC, plus all data from the control section and the software meter application.

By pushing both Mic CUE and VOIP CUE, Talk back to the VOIP channel makes conversation with callers very easy prior to broadcasting. The Webstation has a very musical 2 band equalizer. All high quality low noise mic inputs have a built in low cut filter to let your voice cut through the music easily.

## SMART MODULE PROGRAMMING

The WEBSTATION's modules can be easily programmed to your personal needs by way of activating specific mixing desk functions in the software. An example of the software module page is shown above at the top right hand side.



All 6 modules have their own page where you can program Cue reset enabled by Mic, Line, USB, Fader, On, Fader + On. The MIC-ON bus (for your ON-AIR light) can be enabled by Mic, Line or USB. A great feature is the ability to program your own switch colours, activate the CRM mute module. Additionally if you want your Phantom power on or off individually programmable per channel this can also easily done.



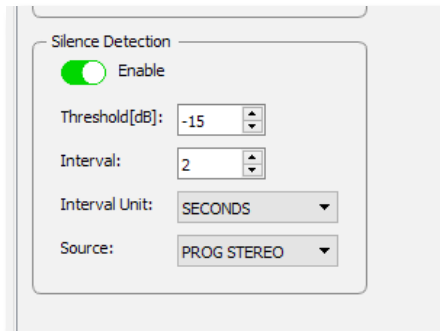


# WEBSTATION

*Control you've always wanted...*

## THE MASTER SECTION IS DESIGNED FOR YOUR RADIOSTATION

The master section is designed for Radio. It houses all the master controls such as the Control Room Monitor (CRM) and a high level phones output that can drive as low as 8 Ohms! Auto Cue provides both Phone and CRM outputs to follow the CUE selections. CUE reset cancels all activated Cue selections. The Control Room Monitors are muted automatically to cut control room level when the D.J. Mic is active to avoid feedback. A NON STOP Switch automatically routes the first stereo USB signal to the main master outputs, so your radiostation stays "ON-AIR" while you are preparing new programs or not present.



## SMART MASTER PROGRAMMING

The master section has various options to fine trim your mixer to your needs. Above you see one of the many software pages to customize the webstation to your specific needs.

## SILENCE DETECTION BUILT IN

There are settings that adjust the Silence Detection parameters for Threshold, Interval time, Interval units and source.

In sections of the software pages you can program the switch colours to your taste. There are programmable settings for every module. There are feedback Prevention settings so you can work in the same room as your speakers. You can choose for CRM mute only or CRM autocue, now when you push the CUE of your own mic (accidentally, I hope) this circuit also prevents the feedback. And... for all settings there is a read and write mode of course, so you never lose your settings.





# WEBSTATION

*We help you to get there...*

## MIC LINE CHANNEL

The Webstation has an internal Voice Tracking bus that can be directly routed to a play-out system with Voice tracking capabilities, such as our AIRCAST software and many others.

A very low noise mic input with low cut filter, followed by a 2 band equalizer, drives a smooth running fader controlling a stereo VCA. So noisy faders are a thing of the past.

The fader start sensing is electronically detected by the control voltage generated by the fader.

The Webstation can also be used for production while ON-AIR when it is put into the NON-STOP mode.

The CUE switch is also a communication system to easily talk to callers from outside. The ON switch and the fader have "faderstart" capabilities. Your personal settings for modules and master can be stored in software.

The Webstation is designed for ON-AIR, Internet radio production work in the studio or at home and Podcast.

## USB CHANNEL

Every Webstation USB Channel can accept a stereo source from a play-out system such as our AIRCAST. Levels can be set by the gain control. Pre listening can be done by the CUE switch and the ON switch can activate tracks of the Play-out system. This can also be done by "faderstart". The fader controls a high quality stereo VCA. If you run a vintage station with CD players, the USB input can be also switched to accept a stereo line signal. The CUE is also a communication bus that allows callers on the VoIP channel to listen to the music and DJ when its CUE is activated without being On-Air.

## USB ROUTING

There are three USB stereo in- and outputs available on the Webstation. The inputs are internally routed to channel 3 to 5 where the USB input of channel three is also routed to the Non-Stop switch when activated, so your station never sleeps. The USB outputs, seen as inputs on your PC, are connected to the Program output and Voice track bus.

## VOIP CHANNEL

Channel 6 of the Webstation mixer is a dedicated Voice Over Internet Protocol channel. (VoIP)

Simply set up a connection, for instance with SKYPE, or any other provider that offers telephone services over the Internet.

It absolutely needs to be a service provider that allows you to use VoIP for your telephone connections.

A separate Gain control and VoIP send control adjust the send and return levels. An incoming call can be picked up by the Conn button, pre-listened by the CUE switch and switched into your radio show by the ON switch and/or Fader.

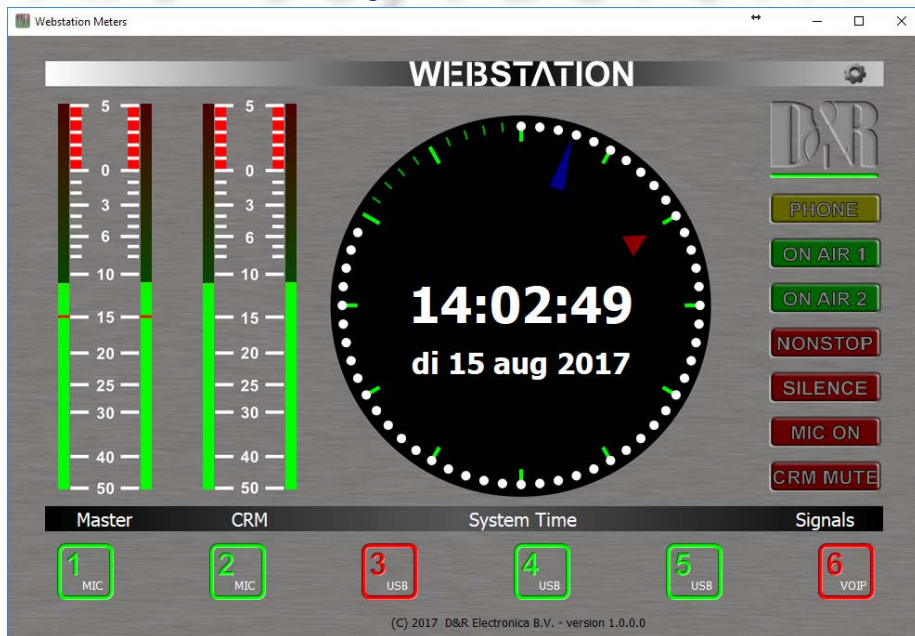
If you want to use an external Hybrid, we have added an extra cleanfeed output on the back of the console to feed an external Hybrid and return the signal in the VOIP channel with the input selector selected to Line. The DJ Mic can be routed to the caller outside the broadcast by activating the CUE switch in both Mic and Voip input modules.

A very convenient way to create life radio.



Back panel view

# The Software...



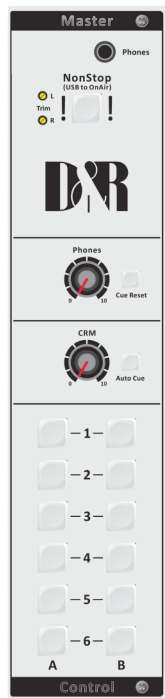
## USB CONTROL SECTION

On the right side of the Webstation mixer you see 12 illuminated (green/red) switches. These switches can be used to control functions in your Radio Automation software such as starting jingles.

Recording a voice track while ON-AIR is also possible. The USB control software, included as part of the package, can be easily programmed to make radio even more exciting.

Any switch can perform a function of your play-out software that you decide to control.

Master controls can be found in the master section for Phones and CRM. When activating the Auto Cue for CRM any selected CUE can be heard. As soon as the DJ mic opens, the CRM mutes to avoid feedback but only if CRM auto Cue is set to ON. The NON-STOP switch instantly routes the first USB stereo signal (channel 3) to the master outputs which makes the mixer available for (pre)production again.



## POWER SUPPLY AND MORE

The Webstation is powered by an internal low noise heavy duty switched mode power supply that accepts AC voltages between 85volt and 264 volts and has a standard Euroconnector with fuse on the back of the frame. The control surface can be easily mounted inside furniture as a drop through unit. All in and output connections are conveniently made on standard Jack / Cinch and XLR connectors.

## POWER SUPPLY AND MORE



## SOFTWARE

The Webstation sends out control signals over USB, based on the HID protocol. This also means that the master output signals can be displayed on a TFT screen (not supplied) connected to your PC (not supplied) in a beautiful meter application. Program and CRM stereo signals are shown on a high resolution P.P.M. On the right side you see the status of various console functions. Indicators such as NON-STOP mode, Silence detection, Mic-On and CRM mute. Channel status and input selection is displayed at the bottom of the TFT screen. At the same time this software application shows you a professional looking Radio clock that is synchronized with your local PC and an NTP time server.

## SUMMARY

The uncluttered and clearly understandable features make it the ideal tool for making radio programs. The Webstation is compact, reliable and ideal for production rooms. It has all the necessary features to be the heart of your own (Internet) Radio station.

## INPUTS

Mic in : bal, 2 kOhm, XLR, 48 volt Phantom  
Noise : - 128 dB (A-weighted)  
Sensitivity : - 70dB min, OdB Max.  
Insert : Jack unbal. send 600 Ohm -10dBv  
Line inputs: unbalanced 10kOhm, Cinch  
Gain : range of 40dB  
USB : 3x Stereo in and 3x stereo out

## USB

Fully compliant with USB 2.0 playback and record mode. 3x Stereo in and 3x stereo out

## USB CONTROL SECTION

12 free assignable illuminated switches based on the HID protocol

## VoIP CHANNEL

Connected via the central USB connector.

## OUTPUTS

Left/Right : + 0dBu unbal. on Cinch  
CRM : + 0dBu unbal. on Cinch  
Headphone : 16-200 Ohm, Jack  
USB out : Program/Voice track/VoIP

## EQUALIZER

High : + / -12 dB, 12kHz shelving  
Low : + / -12dB, 60 Hz shelving

## OVERALL

Frequency response : 10 - 60.000Hz  
Distortion : < 0.01% max at 1 kHz  
Mic On : Opto/FET's. (60V/500mA)  
Metering : Software application

## CONTROL SOFTWARE

A software program is included in the delivery for programming the Control section (Webstation Virtual Keyboard Mapper) and internal mixer settings

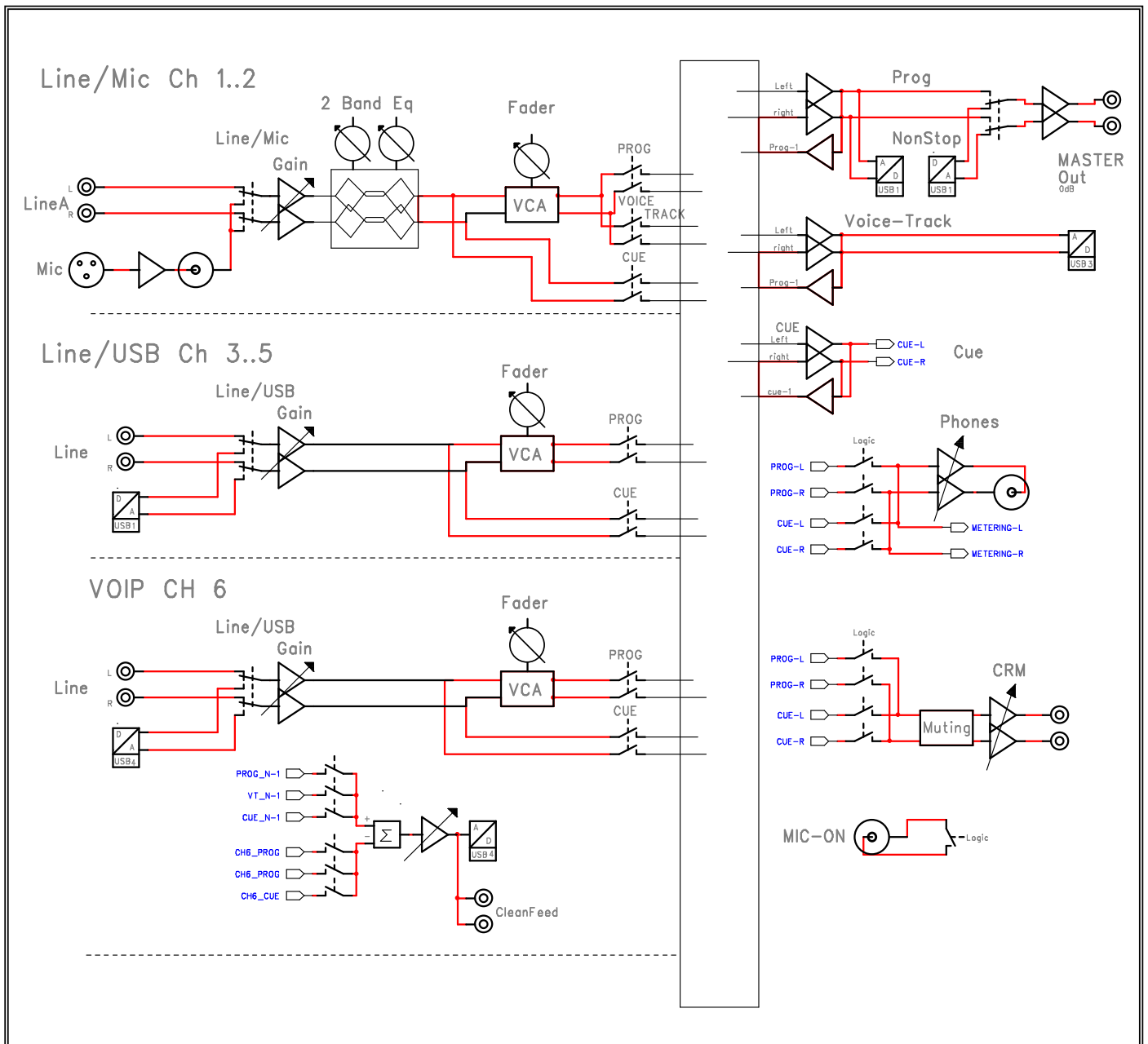
## DIMENSIONS

Left-Right : 350 mm (front panel)  
Front panel thickness: 2mm  
Radius Corners : 20mm  
Front-Back : 315 mm (front panel)  
Height : 30mm to 90mm  
Weight : 8kg.  
Drop through hole : 320mm x 295mm



Feels good does more

# Signal Flow



Feels good does more

D&R Electronica BV | Rijnkade 15B | 1382GS Weesp | Netherlands  
Phone: +31 (294) 418 014 | [www.dnrbroadcast.com](http://www.dnrbroadcast.com) | [sales@d-r.nl](mailto:sales@d-r.nl)